

McCoy

Investor Presentation
August 2010

Forward-Looking Information

This presentation contains forward-looking statements and forward-looking information within the meaning of applicable securities laws. The use of any of the words "expect", "anticipate", "continue", "estimate", "objective", "ongoing", "may", "will", "project", "should", "believe", "plans", "intends" and similar expressions are intended to identify forward-looking information or statements. More particularly and without limitation, this presentation contains forward-looking statements and information concerning McCoy's future financial performance. The forward-looking statements and information are based on certain key expectations and assumptions made by McCoy, including expectations and assumptions concerning fluctuations in the level of oil and gas industry capital expenditures, McCoy's ability to integrate acquired businesses and complete strategic acquisitions of additional business and other factors that affect demand for McCoy's products. Although McCoy believes that the expectations and assumptions on which such forward-looking statements and information are based are reasonable, undue reliance should not be placed on the forward-looking statements and information because McCoy can give no assurance that they will prove to be correct. By its nature, such forward-looking information is subject to various risks and uncertainties, which could cause McCoy's actual results and experience to differ materially from the anticipated results or expectations expressed. These risks and uncertainties, include, but are not limited to, fluctuations in oil and gas prices, fluctuations in the level of oil and gas industry capital expenditures and other factors that affect demand for McCoy's products, industry competition, the need to effectively integrate acquired businesses, uncertainties as to McCoy's ability to implement its business strategy effectively in Canada and the United States, labour, equipment and material costs, access to capital markets, interest and currency exchange rates, technological developments, political and economic conditions and McCoy's ability to attract and retain key personnel. Additional information on these and other factors is available in continuous disclosure materials filed by McCoy with Canadian securities regulators. Readers are cautioned not to place undue reliance on this forward-looking information, which is given as of the date it is expressed in this presentation or otherwise, and not to use future-oriented information or financial outlooks for anything other than their intended purpose. McCoy undertakes no obligation to update publicly or revise any forward-looking information, whether as a result of new information, future events or otherwise, except as required by law.

One Brand, Clear Structure



MCCOY | ENERGY PRODUCTS & SERVICES

MCCOY | MOBILE SOLUTIONS

MCCOY | DRILLING & COMPLETIONS
MOVING GLOBAL ENERGY FORWARD
FARR
PRECISION DIE TECHNOLOGIES
SUPERIOR MANUFACTURING & HYDRAULICS

MCCOY | TRAILERS
MOVING GLOBAL ENERGY FORWARD
SCONA
PEERLESS

MCCOY | COATINGS & HYDRAULICS
MOVING GLOBAL ENERGY FORWARD
INOTEC

MCCOY | PARTS & SERVICE
MOVING GLOBAL ENERGY FORWARD
PEERLESS PARTS
MCCOY SERVICE

MCCOY | VAC & HYDROVAC
MOVING GLOBAL ENERGY FORWARD
REBEL

Understanding McCoy

- / Innovative products and services for the global energy industry
- / Operations based in Western Canadian Sedimentary Basin (WCSB) and US Gulf Coast
- / International revenue generation through direct sales and distributors
- / Biggest clients are service companies, drilling companies and rig manufacturers

McCoy's Key Investment Attributes

**Financial
Strength**

**Global
Reach**

**Focused
Growth**

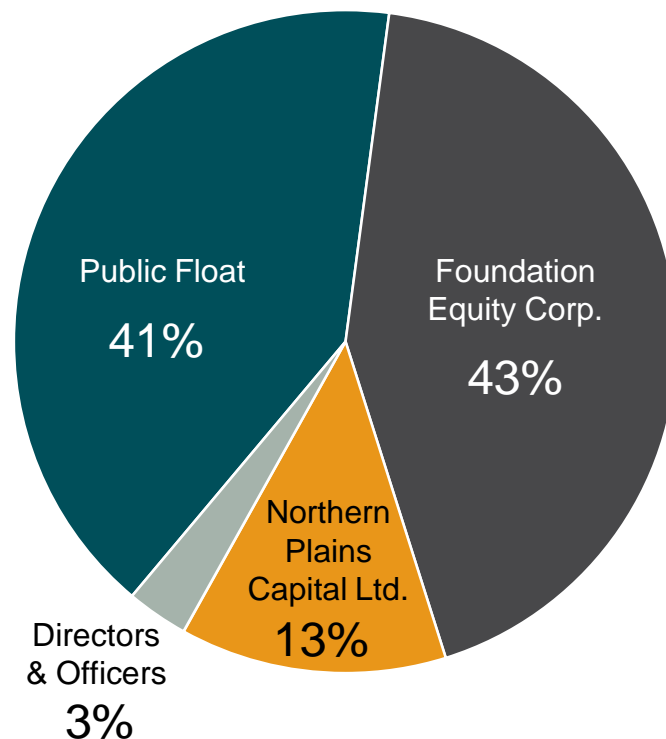
FINANCIAL STRENGTH

TSX: MCB

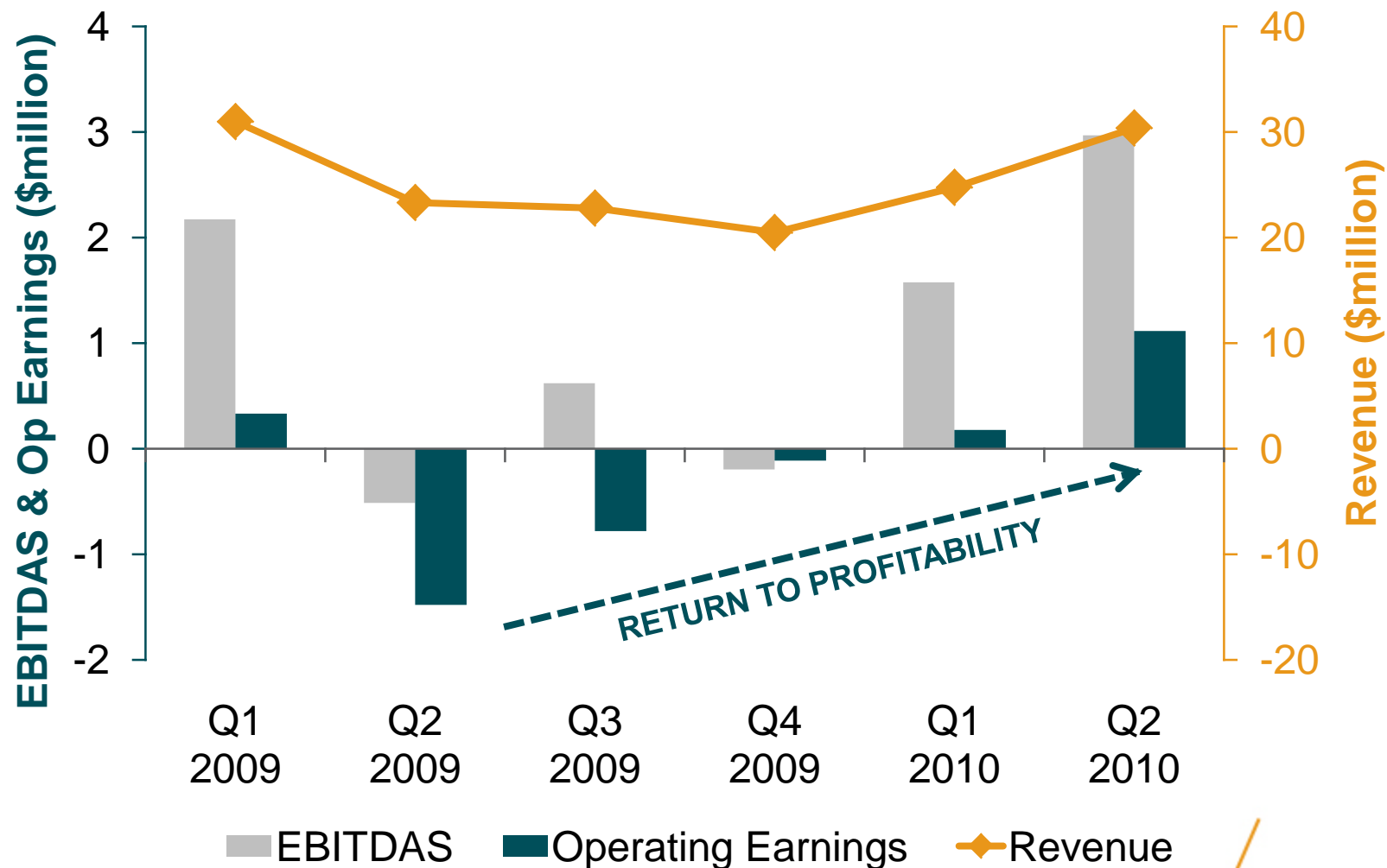
As at August 4, 2010 unless noted

Share price	\$1.88
Shares outstanding	~26.5 million
Options	~1.3 million
Market capitalization	~\$50 million
Net debt (as at June 30, 2010)	~\$1.1 million
Enterprise value (mkt cap + net debt)	~\$51 million
Book value of assets less liabilities (as at June 30, 2010)	\$54 million

Shareholder Breakdown



Quarterly Financial Trends



EBITDAS, a non-GAAP measurement, is defined by the Corporation as "Earnings before interest, taxes, depreciation, amortization and stock-based compensation".

Adding to our Financial Strength

Increased market activity

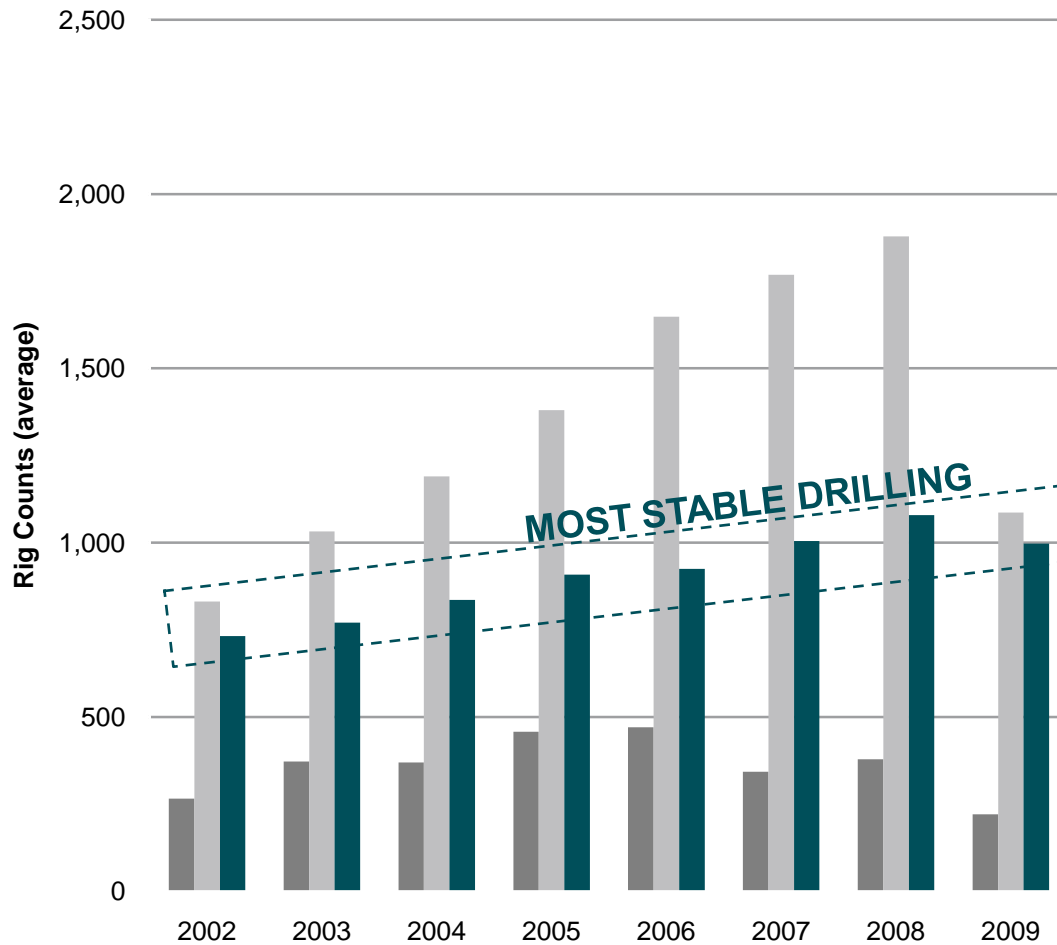
- Rebuilding the backlog and increased quoting
- Providing more specialized solutions for multi-stage frac jobs

Reduced cost structure

- Benefiting from headcount reductions, cost controls and consolidations

GLOBAL REACH

Why 'Global' Matters

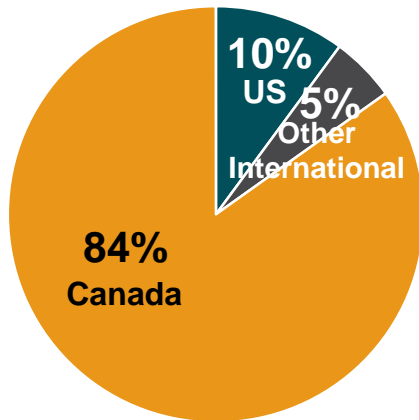


Global Rig Counts

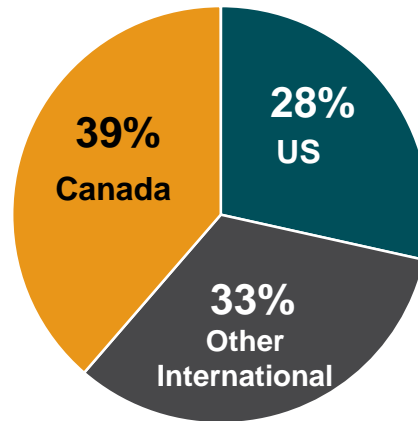
- Canada
- US
- International

Growing Global Reach

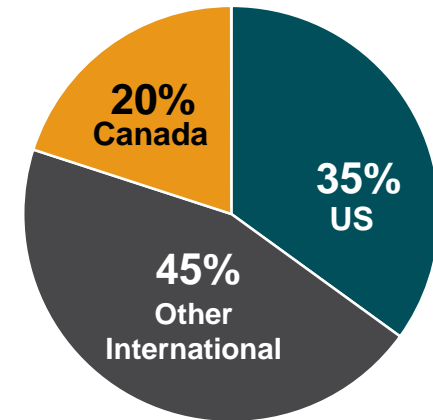
2006
Sales



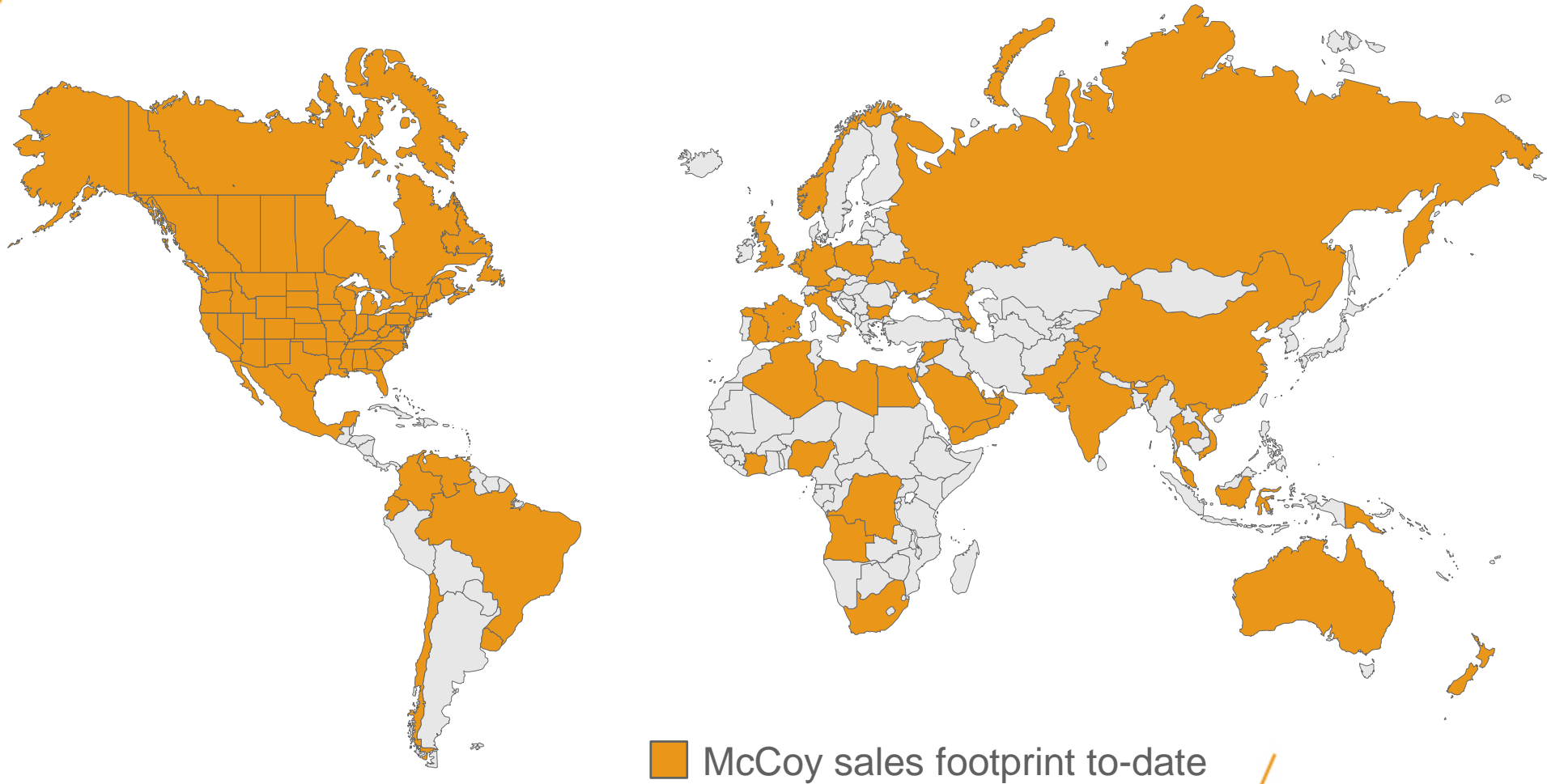
2009
Sales



2014
Goal



McCoy's Growing Global Reach



McCoy's Global Clients



BJ Services Company



Offshore Energy Services, Inc.



FOCUSED GROWTH

Mobile Solutions Growth

- / Longer horizontal wells and more multi-stage frac jobs means greater horsepower required
- / A 50,000 horsepower increase in fracturing capacity typically results in an order for 25 custom chassis
- / McCoy's current run rate is two chassis / day



Energy Products & Services Growth

McCoy has made it a priority to develop or acquire a full drilling and completions equipment line.



Slim Tong



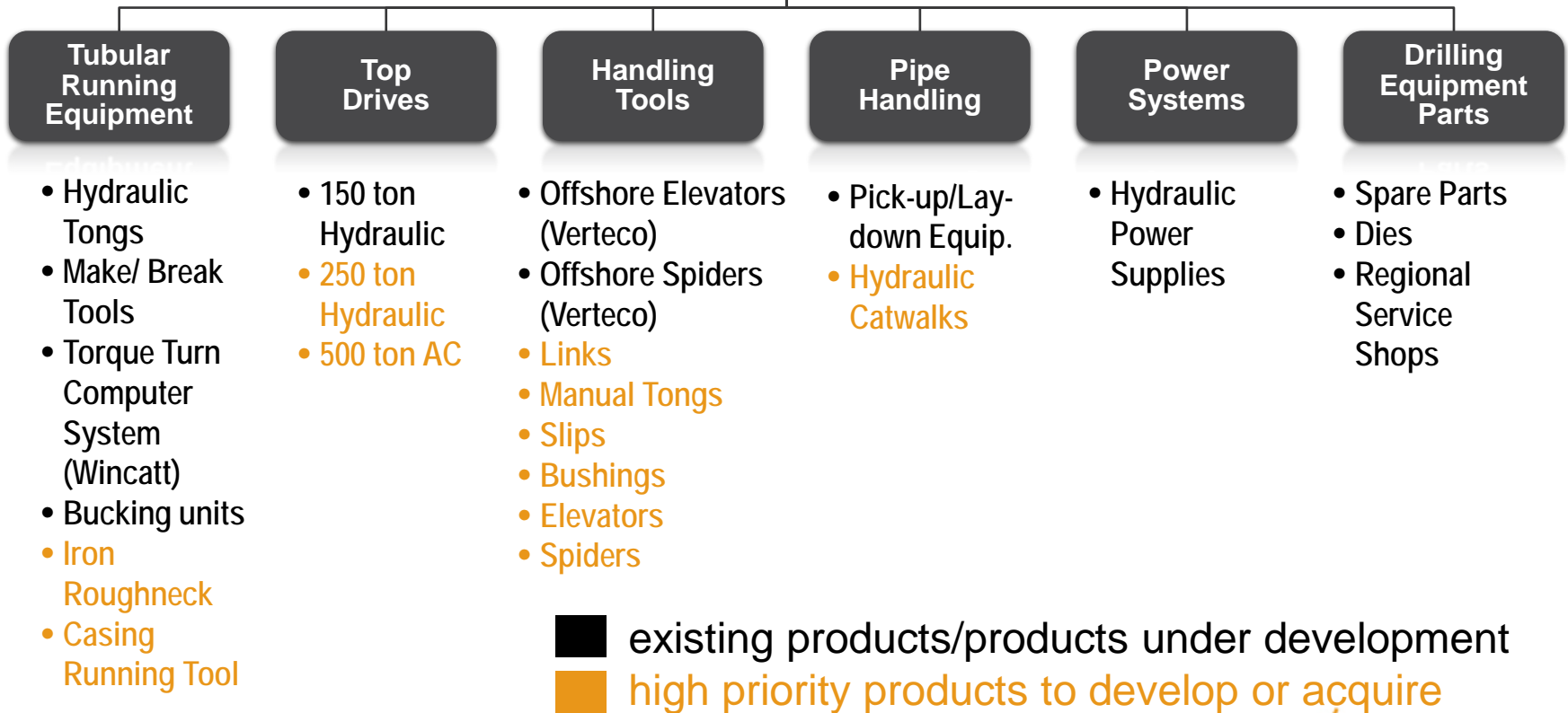
Verteco Handling Tool



Clincher RP Make-Break Unit

Drilling/Workover Equipment

Market: \$3-6 billion annually



**Financial
Strength**

**Global
Reach**

**Focused
Growth**

Jim Rakievich, President & Chief Executive Officer

Milica Stolic, Chief Financial Officer & Corporate Secretary

Edmonton, Alberta, Canada

(780) 453-8451

info@mccoyglobal.com

www.mccoyglobal.com