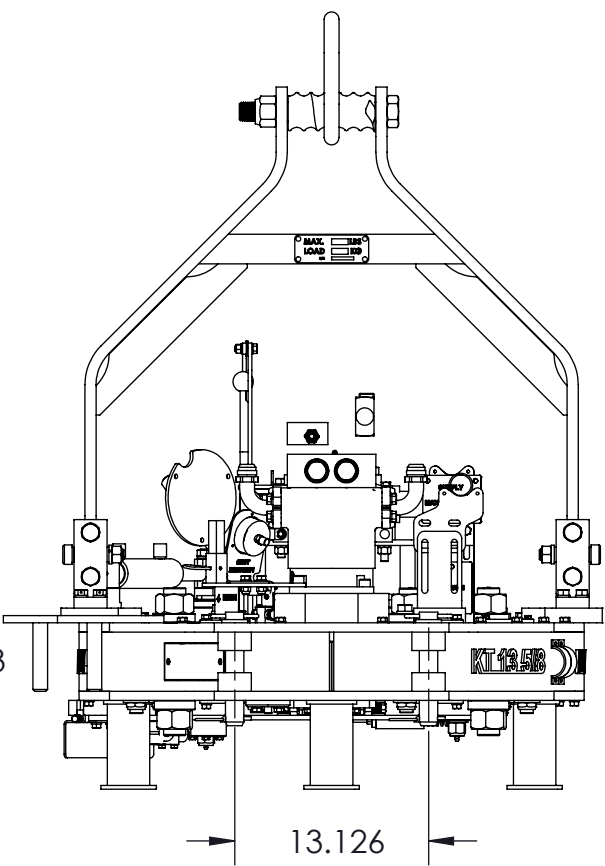
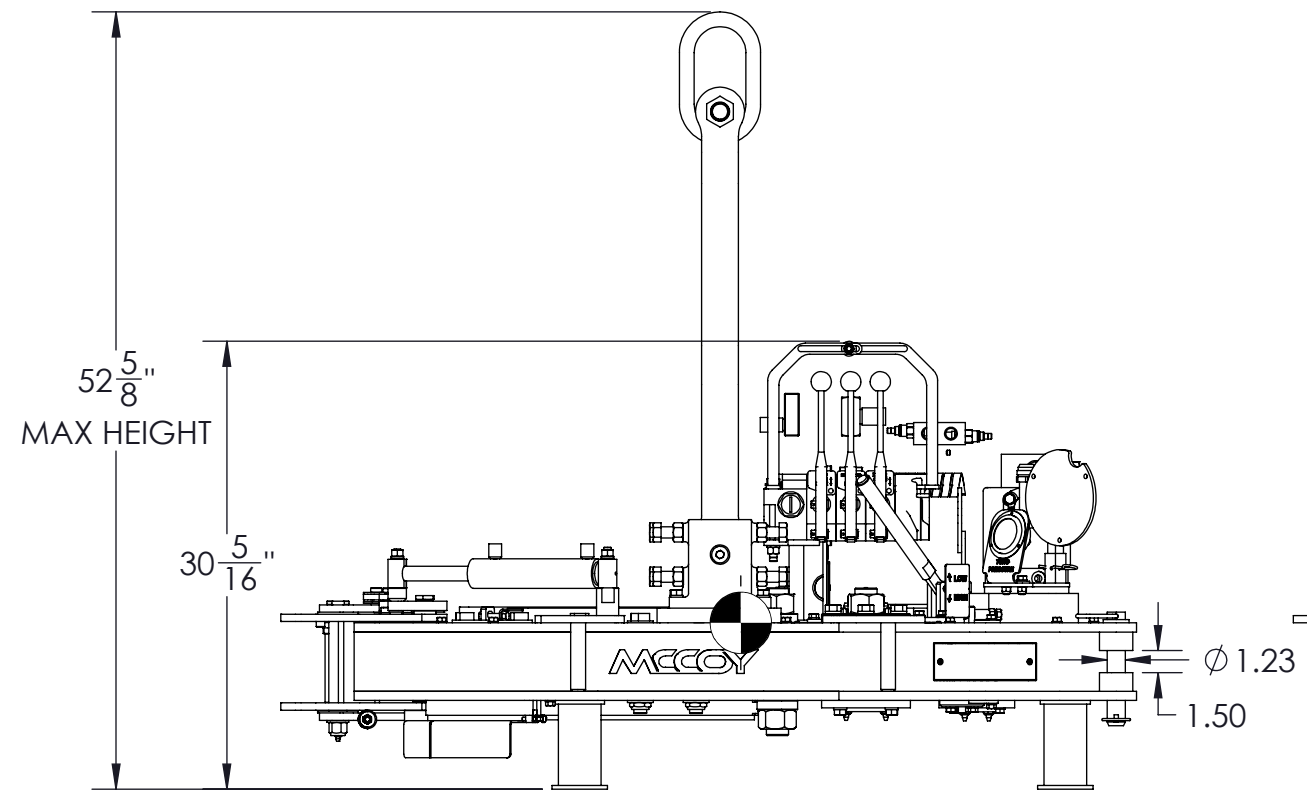


TONG SPECIFICATION		
MAX TORQUE (FT · LBS/N · M)	35,000	47,460
ARM LENGTH (INCH/CM)	36.0	91.4
MASS (LBS/KG)	1,600	726
TORQUE (FT · LBS/N · M, ESTIMATED)		
AT PRESSURE (PSI/BAR):	2,500	172
Hi/Full	7,000	9,492
Lo/Full	35,000	47,460
SPEED (RPM, ESTIMATED)		
AT FLOW RATE (GPM/LPM):	60	227
Hi/Full	45.6	
Lo/Full	9.1	



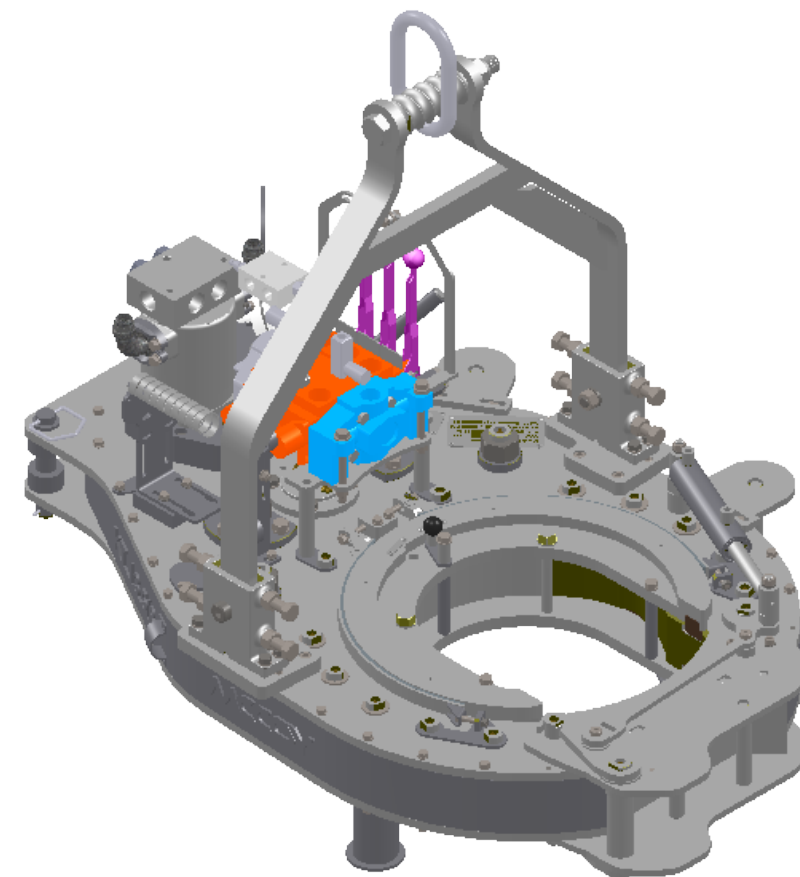
REVISIONS				
REVISION	ECO NUMBER	ECO DESCRIPTION	ECO COMPLETED BY	ECO COMPLETED DATE
A	ECN-002453	ADDED AND REPLACED PARTS	T.YIMER	18/AUG/2015
B	ECN17-0132	REPLACED 1500-09-04A WITH 101-9251, CE-PRESSUREMNT WITH 1483-500-00-07 AND UPDATED FASTENERS	T.YIMER	06/30/2017
-	N/A	REMOVED TABLE	N/A	N/A

UNLESS OTHERWISE SPECIFIED:			PROPRIETARY STATEMENT		
1. DIMENSIONS ARE IN INCHES 2. TOLERANCES: ANGULAR ± 1° FRACTIONAL ± 1/16 TWO PLACE DECIMAL ± 0.02 THREE PLACE DECIMAL ± 0.005 3. IDENTIFY P/N & MAIL P.O. USING 1/8 TO 1/4 ETCHED LETTERS; DENOTED BY "X" 4. REMOVE BURRS & SHARP EDGES WITH 1/64x45° MAX 5. MACHINED FILET RADII SHALL BE 1/32 6. FINAL SURFACE ROUGHNESS AVG. (Ra) SHALL BE ≤ 250 MICRONS 7. SHALL BE CRITICAL DIMENSION 8. A TRIANGLE DENOTES A REVISION 9. INTERPRET DRAWING PER ASME Y14.5-2009			THIS DOCUMENT IS THE PROPERTY OF MCCOY CORPORATION AND IS CONSIDERED CONFIDENTIAL. THIS INFORMATION MAY NOT BE USED, DISCLOSED, COPIED, OR REPRODUCED IN ANY FORM, WITHOUT THE EXPRESS WRITTEN CONSENT OF MCCOY CORPORATION.		
DRAWN	S.YUAN	05/14/2015	DESCRIPTION		
CHECKED	T.YIMER	05/15/2015	ASSEMBLY, TONG, 13625-35K, RD		
APPROVED	R.RAHMAN	05/19/2015	SIZE PART NO.	REV B	
THIRD ANGLE PROJECTION			WEIGHT	MATERIAL	
			1493 LBS.	80-0931-14	
				SHEET 1 OF 2	

RELEASED FOR PRODUCTION

ITEM	QTY	P/N	DESCRIPTION	MATERIAL
1	1	80-0910-1	ASSEMBLY, BASE TONG, KT13 5/8	N/A
2	2	02-9217	FITTING, 1-1/4", SPLIT FLANGE KIT	N/A
3	3	997-D8-160A	WELDMENT, LEG	N/A
4	1	DVA35-M-S-D	ASSEMBLY, DVA35 VALVE	N/A
5	2	101-0011	WELDMENT, MOUNT, HYDRAULIC	N/A
6	2	02-0225	ASSEMBLY, PIN, HITCH, 1 1/4, 6 1/4	*
7	1	1050-C-175	ASSEMBLY, SUPPORT, COUPLING	N/A
8	1	997-150	MOUNT, MOTOR, HYDRAULIC	STEEL, 44W
9	1	101-0727	MANIFOLD, HYDRAULIC, SAFETY DOOR	DURABAR
10	2	101-1268	PIN, ROLLER, BODY	STEEL, 4140 HTSR
11	4	101-1266	PIN, ROLLER, BODY	STEEL, 4140 HTSR
12	1	101-0021	BLOCK, MOUNT, HYDRAULIC	STEEL, 44W
13	4	997-03	PLATE, COVER, HOLE	Steel, 44W
14	1	997-A10-149	GEAR, MOTOR	STEEL, 9310
15	1	87-0112	MOTOR, HYDRAULIC	*
16	2	08-1625	CARTRIDGE, PILOT TO OPEN CHECK, LKHCXDN	N/A
17	1	08-9062	VALVE, FLOW CONTROL	Steel, 44W
18	1	02-0981	PIN, HITCH 0.148 X 2.938	N/A
19	1	02-0006	FITTING, GREASE, 1/4 NPT, 45	N/A
20	6	02-0097	FITTING, GREASE, 1/4 NPT	BRASS
21	2	02-9216	FITTING, 1 1/4 CD61, 1 1/4 MJIC, ELBOW	GALVANIZED STEEL
22	1	10-0062	VALVE, RELIEF, 2500 -3500 PSI	*
23	1	02-0245	GAUGE, PRESSURE, FLANGE	N/A
24	1	101-5589	TAG, INLET	TAG, SUPPLY
25	1	101-5588	TAG, RETURN	STAINLESS STEEL
26	2	02-E0186	CLAMP, PIPE, 1	N/A
27	1	02-E0187	CLAMP, PIPE, 1 1/4	N/A
28	2	02-E0199	CLAMP, PIPE, 1	N/A
29	1	02-E0204	WRAP, SPIRAL, OD 1.60" X ID 1.40"	N/A
30	1	101-6861	WELDMENT, VALVE GUARD	N/A
31	1	101-6860	WELDMENT, VALVE GUARD	N/A
32	1	09-1048	BOLT, HEX, 3/8-16, 1 1/4, GR 8, ZINC, FULLY THREADED	
33	6	09-1553	3/8"-16 UNC - 1-1/2"	
34	3	09-5806	NUT, HEX, 3/8-16, STEEL, GR 8, ZINC	
35	1	01-0317	KEYSTOCK, 5/16 x 5/16 , 1 1/2	
36	2	09-0106	3/8-16 x 3/8	
37	1	101-7522	PLATE, NAME, DOOR	STAINLESS STEEL
38	6	09-5106	WASHER, SPRING LOCK, REGULAR, 3/8, 17/25, 0.035-0.125, STEEL, GR 8, ZINC	N/A
39	1	101-8087	PLATE, MOUNTING, VALVE	Steel, 44W
40	2	09-5110	WASHER, SPRING LOCK, REGULAR, 1/2, 43/50, 0.125-0.25, STEEL, GR 8, ZINC	
41	2	09-9124	NUT, HEX, 1/2-13, STEEL, GR 8, ZINC	
42	2	09-0170	PIN, DOWEL, 5/16, 3/4, STEEL, ZINC	
43	1	1500-09-03A	WELDMENT, GAUGE, TORQUE	N/A
44	12	09-5106	WASHER, SPRING LOCK, REGULAR, 3/8, 17/25, 0.035-0.125, STEEL, GR 8, ZINC	
45	2	09-5006	WASHER, PLAIN, FLAT, WIDE, 3/8, 1, 0.035-0.125, STEEL, ZINC	
46	11	7/8	WASHER A - NARROW	
47	2	09-1553	BOLT, HEX, 3/8-16, 1 1/2, GR 8, ZINC, FULLY THREADED	
48	4	09-1046	BOLT, HEX, 3/8-16, 1, GR 8, ZINC, FULLY THREADED	
49	4	09-1557	BOLT, HEX, 3/8-16, 1 3/4, GR 8, ZINC, FULLY THREADED	
50	5	09-2172	1/2"-13 UNC - 1-3/4"	
51	2	09-5119	Washer, Type A, Flat, Narrow, Preferred, 1/2, 1 5/8, 0.035-0.125, STEEL, ZINC	
52	2	09-1186	BOLT, HEX, 1/2-13, 5, GR 8, ZINC, FULLY THREADED	
53	1	09-2166	1/2"-13 UNC - 1"	
54	1	09-2170	1/2"-13 UNC - 1-1/2"	
55	1	09-2168	1/2"-13 UNC - 1-1/4"	

ITEM	QTY	P/N	DESCRIPTION	MATERIAL
56	1	1429-512-01	ORIFICE, 1/32	
57	1	101-0277	PLATE, SUPPORT, HYDRAULIC	STEEL, 44W
58	1	02-9022	VALVE, CHECK, 1/4 FNPT	N/A
59	1	08-0096	MANIFOLD, CROSS PORT LINE MOUNT, YFC	
60	2	08-1053	VALVE, CARTRIDGE	*
61	1	08-0089	VALVE, NEEDLE, 3/8	*
62	5	09-5722	NUT, NYLOCK, 7/8-14 UNF, SLIM	Steel, 44W
63	1	09-5721	NUT, NYLOCK, 7/8-9 UNC, SLIM	Steel, 44W
64	1	101-0023	PLATE, SUPPORT, HYDRAULIC	STEEL, 44W
65	2	09-1046	3/8"-16 UNC - 1"	
66	2	09-5124	3/8"	
67	1	101-9251	WELDMENT, HOLDER, GAUGE	
68	1	1483-500-00-07	BRACKET, MOUNTING, GAUGE	Stainless Steel, 316
69	2	09-5607	NUT, NYLOCK, 3/8-16 UNC	Steel, 44W



DESCRIPTION		ASSEMBLY, TONG, 13625-35K, RD	
SIZE	PART NO.	REV	
B	80-0931-14	B	
MATERIAL		SHEET 2 OF 2	