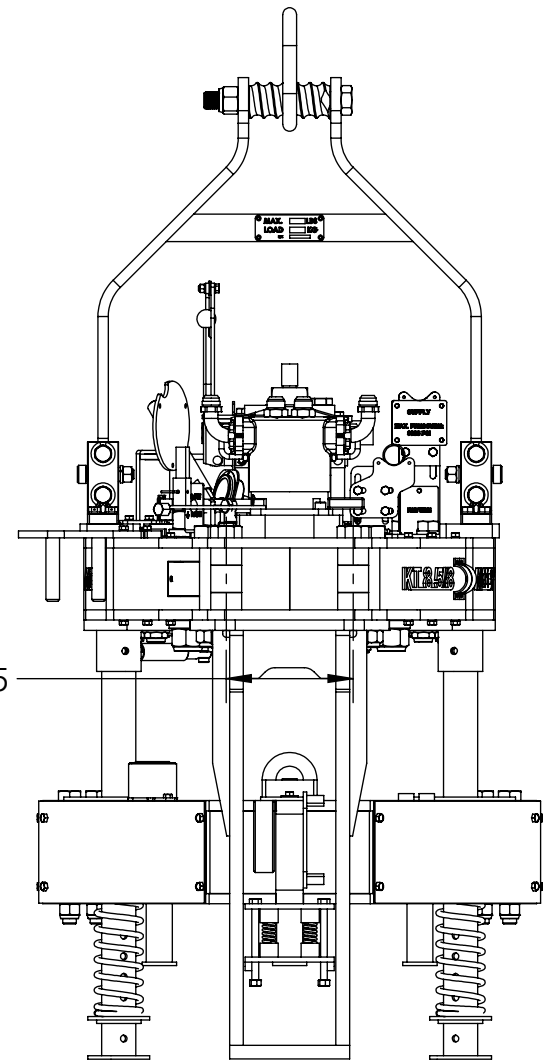
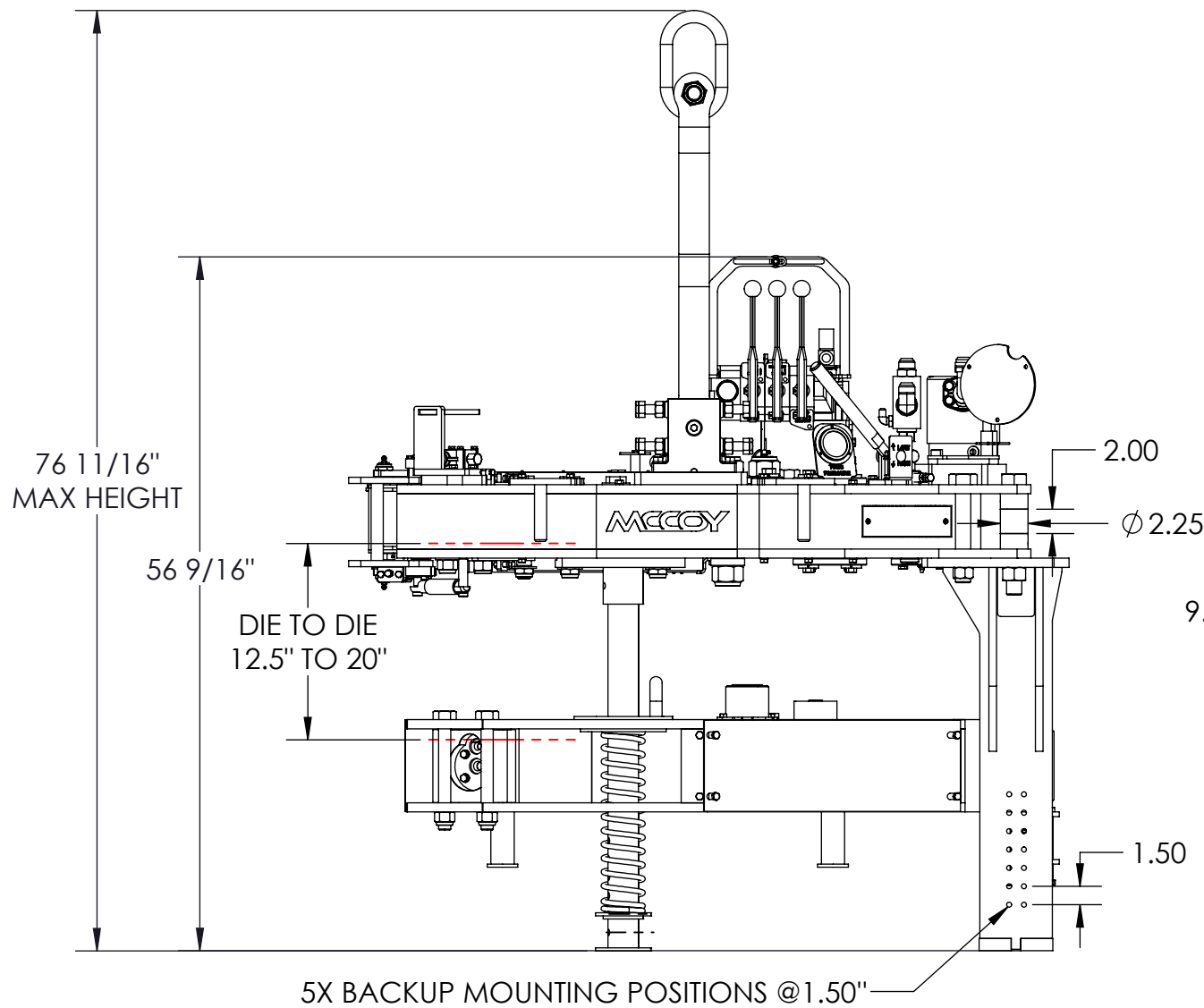


TONG SPECIFICATION		
MAX TORQUE (FT · LBS/N · M)	25,000	33,900
ARM LENGTH (INCH/CM)	36.0	91.4
MASS (LBS/KG)	2,700	1,226
TORQUE (FT · LBS/N · M, ESTIMATED)		
AT PRESSURE (PSI/BAR):	2,300	159
Hi/Full	5,000	6,780
Lo/Full	25,000	33,900
SPEED (RPM, ESTIMATED)		
AT FLOW RATE (GPM/LPM):	60	227
Hi/Full	54.9	
Lo/Full	11.0	



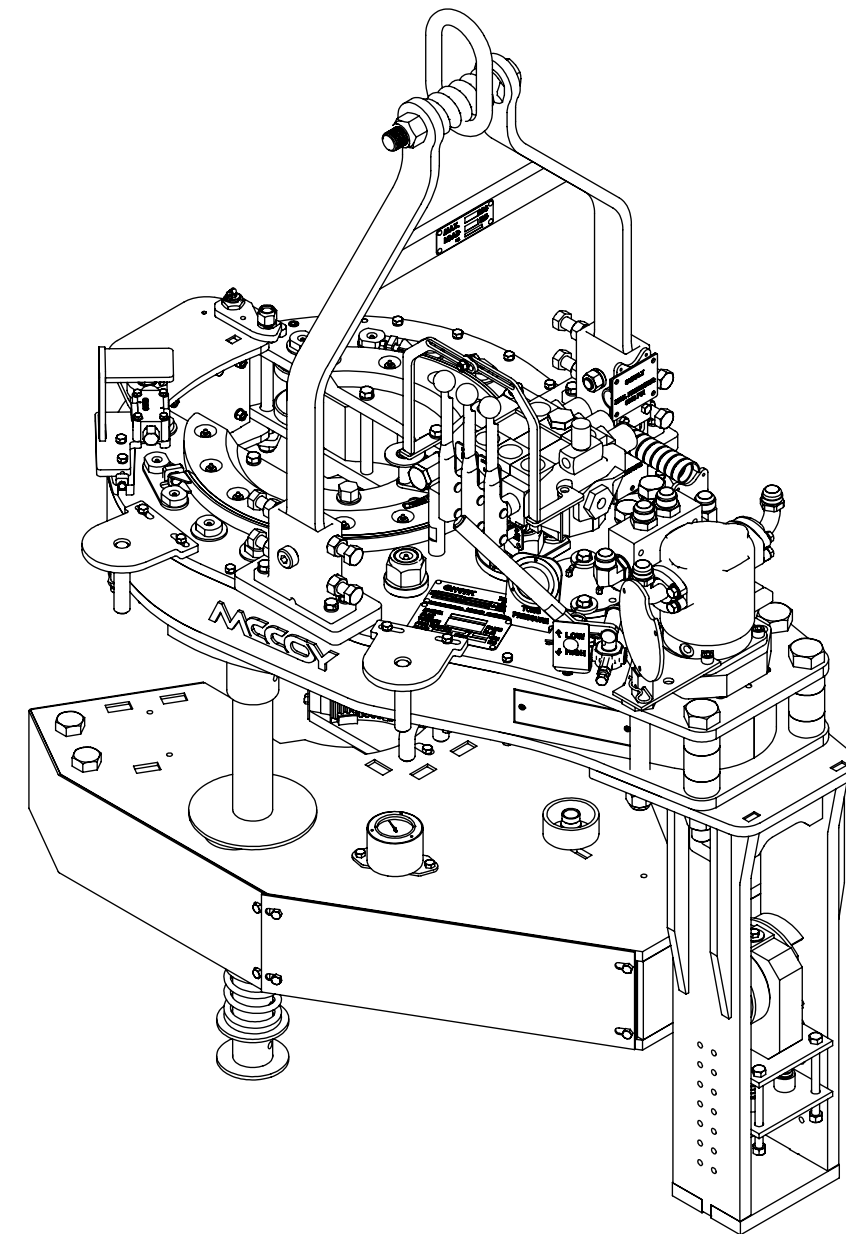
RELEASED FOR PRODUCTION

REVISIONS				
REVISION	ECN NUMBER	ECN DESCRIPTION	ECN COMPLETED BY	ECN COMPLETED DATE
0	N/A	REMOVE TABLE	M.BUDDEN	1/15/2018

UNLESS OTHERWISE SPECIFIED:		PROPRIETARY STATEMENT		DESCRIPTION ASSEMBLY, TONG, 8625-25K X 8625 CLINCHER BU, COMPRESSION	
1. DIMENSIONS ARE IN INCHES		THIS DOCUMENT IS THE PROPERTY OF MCCOY CORPORATION AND IS CONSIDERED CONFIDENTIAL. THIS INFORMATION MAY NOT BE USED, DISCLOSED, COPIED, OR REPRODUCED IN ANY FORM, WITHOUT THE EXPRESS WRITTEN CONSENT OF MCCOY CORPORATION.			
2. TOLERANCES: ANGULAR ± 1° FRACTIONAL ± 1/16 TWO PLACE DECIMAL ± 0.02 THREE PLACE DECIMAL ± 0.005		DRAWN	S.PANCHAL		1/6/2014
3. IDENTIFY P/N & MAIL P.O. USING 1/8 TO 1/4 ETCHED LETTERS, DENOTED BY "X"		CHECKED	BM		1/20/2014
4. REMOVE BURRS & SHARP EDGES WITH 1/64x45° MAX		APPROVED	BM	01/20/2014	
5. MACHINED FILET RADI SHALL BE 1/32		THIRD ANGLE PROJECTION		SIZE PART NO.	
6. FINAL SURFACE ROUGHNESS AVG. (Ra) SHALL BE ≤ 250 MICROINCHES		WEIGHT		80-0615-14	
7. DIMENSIONS IN TRIANGLE ARE CRITICAL DIMENSIONS: 100% INSPECTION REQUIRED		2547.95 LBS.		REV 0	
8. A TRIANGLE DENOTES A REVISION		MATERIAL		N/A	
9. INTERPRET DRAWING PER ASME Y14.5-2009				SHEET 1 OF 2	

ITEM	QTY	P/N	DESCRIPTION
1	1	80-0609-14	ASSEMBLY, BU READY TONG, 8625-25K
2	1	85-0607	ASSEMBLY, BACKUP, 8625 CLINCHER, COMPRESSION
3	1	1302-908-00	WELDMENT, LEG, COMPRESSION
4	2	101-5732	LEG, FRONT, KT8625 CE
5	2	1302-905-03B	CAP, SPRING, TOP
6	2	1302-905-03A	CAP, FRONT, LEG
7	2	1302-905-08	FRONT LEG SPRING CLINCHER 7-5/8
8	1	101-4497	ASSEMBLY, HOLDER, SPRING
9	2	101-1378	TUBE, SPACER
10	1	1302-917B-00LH	WELDMENT, LEG
11	1	1302-917B-00RH	WELDMENT, LEG, FRONT
12	4	101-3939	SHAFT, SUPPORT, ROLLER
13	8	02-0097	FITTING, GREASE, 1/4 NPT STRAIGHT
14	4	101-3941	SHAFT, ROLLER, SUPPORT
15	6	02-0471	1-1/8"
16	8	09-5120	Washer, Type A, Flat, Narrow, Preferred, 1, 2, 0.035-0.125, STEEL, ZINC
17	8	09-9167	NUT, NYLOCK, 1-14 UNS, SLIM
18	2	09-5832	NUT, HEX, 1 1/4-7, STEEL, GR 8, ZINC
19	2	09-5826	NUT, HEX, 1-8, STEEL, GR 8, ZINC
20	4	09-1557	3/8"-16 UNC - 1-3/4"
21	4	09-5106	WASHER, SPRING LOCK, REGULAR, 3/8, 17/25, 0.035-0.125, STEEL, GR 8, ZINC
22	2	09-0222	BOLT, HEAVY HEX, 1 1/4-7, 8, STEEL, GR 8, ZINC
23	2	101-5733	WASHER, RUBBER
24	1	101-6170	TAG, CLAMP/RELEASE



DESCRIPTION	
ASSEMBLY, TONG, 8625-25K X 8625 CLINCHER	
SIZE	REV
B	0
PART NO. BU, COMPRESSION	
80-0615-14	
MATERIAL	SHEET 2 OF 2
N/A	