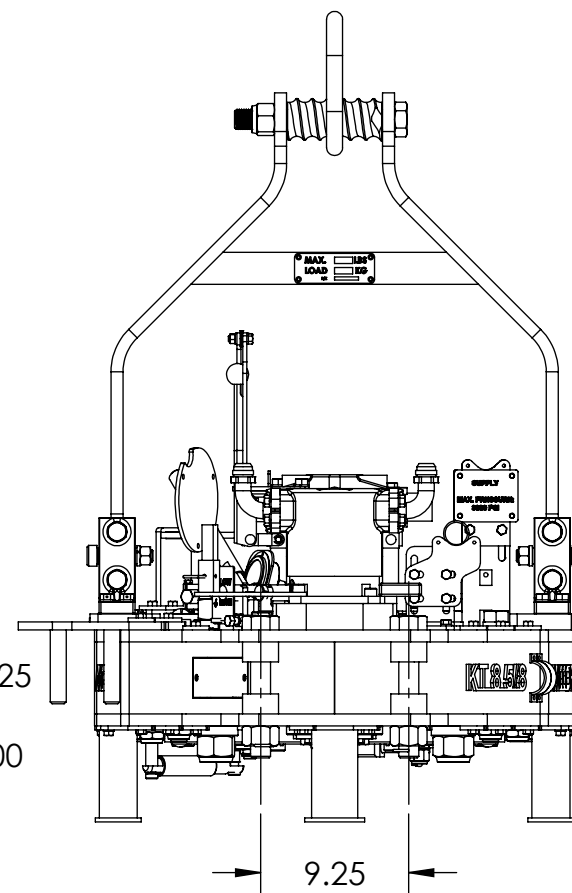
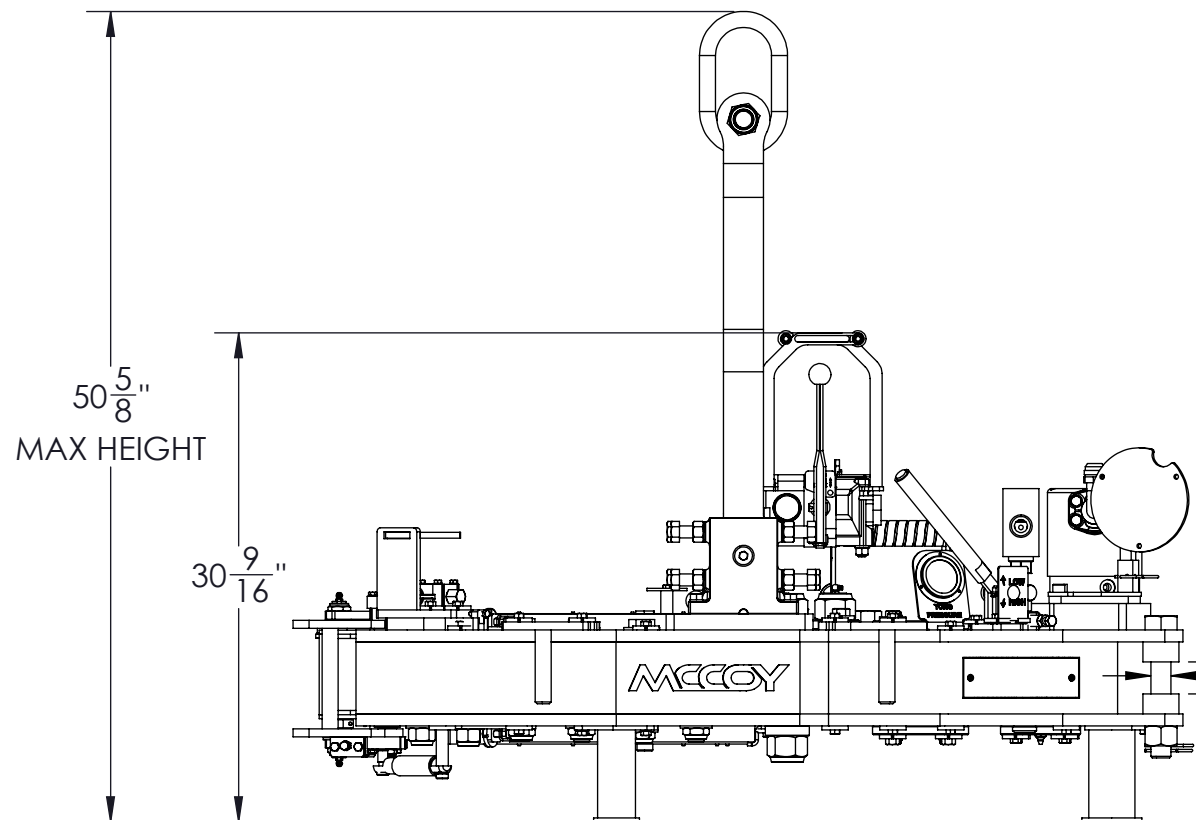


TONG SPECIFICATION		
MAX TORQUE (FT·LBS/N·M)	25,000	33,900
ARM LENGTH (INCH/CM)	36.0	91.4
MASS (LBS/KG)	1,500	681
TORQUE (FT·LBS/N·M, ESTIMATED)		
AT PRESSURE (PSI/BAR):	2,300	159
Hi/Full	5,000	6,780
Lo/Full	25,000	33,900
SPEED (RPM, ESTIMATED)		
AT FLOW RATE (GPM/LPM):	60	227
Hi/Full	54.9	
Lo/Full	11.0	

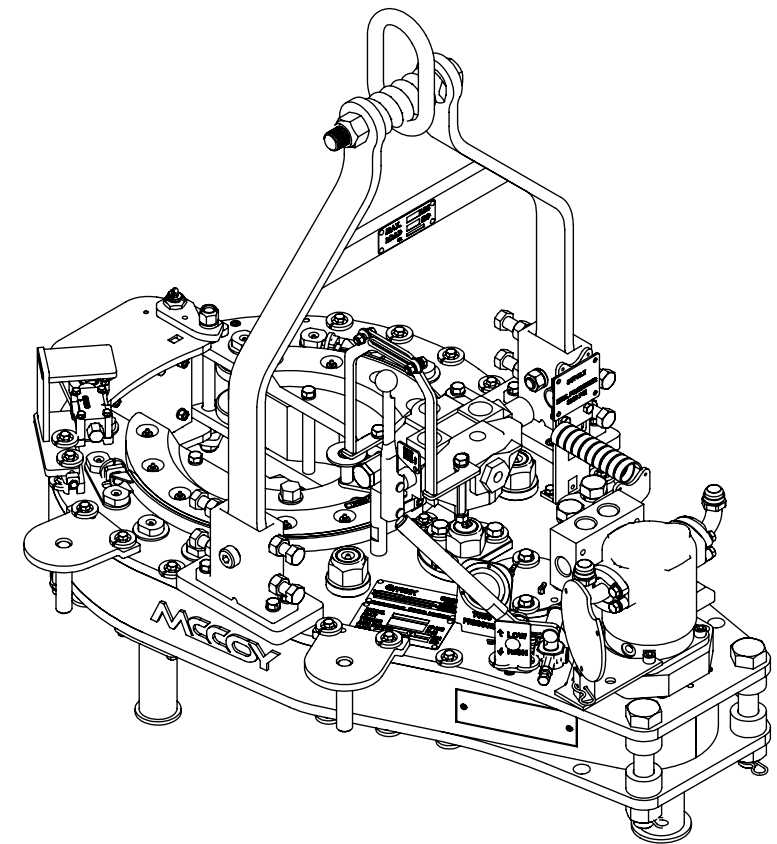


REVISIONS				
REV.	ECO NUMBER	ECO DESCRIPTION	ECO COMPLETED BY	ECO COMPLETED DATE
1	002272	SEE ECN002272	S.PANCHAL	04/09/14
A	ECN-002610	REMOVED 997-A10-149(X1), 87-0112(X1), 01-0317(X1), 09-0106(X1), 10-0010R(X1), 101-6122(X1) & ADDED 101-8945(X1), 02-9022(X1), 10-9001(X1), 08-9062(X1), 10-0084(X1), 1500-09-03A(X1), 1483-500-00-07(X1)	S. PANCHAL	05/05/2016
B	ECN17-0014	REMOVED NEEDLE VALVE 08-9062	T.YIMER	01/25/2017
-	N/A	REMOVE TABLE	M.BUDDEN	1/12/2018

UNLESS OTHERWISE SPECIFIED:		PROPRIETARY STATEMENT		DESCRIPTION	
1. DIMENSIONS ARE IN INCHES	2. TOLERANCES:	THIS DOCUMENT IS THE PROPERTY OF MCCOY CORPORATION AND IS CONSIDERED CONFIDENTIAL. THIS INFORMATION MAY NOT BE USED, DISCLOSED, COPIED, OR REPRODUCED IN ANY FORM, WITHOUT THE EXPRESS WRITTEN CONSENT OF MCCOY CORPORATION.			
ANGULAR ± 1°	FRACTIONAL ± 1/16	DRAWN	S.PANCHAL	01/20/14	ASSEMBLY, TONG, 8625-25K, TO
TWO PLACE DECIMAL ± 0.02	THREE PLACE DECIMAL ± 0.005	CHECKED	BM		SIZE PART NO.
3. IDENTIFY P/N & MAIL P.O. USING 1/8 TO 1/4 ETCHED LETTERS, DENOTED BY "X"	4. REMOVE BURRS & SHARP EDGES WITH 1/64x45° MAX	APPROVED	BM		80-0609-15
5. MACHINED FILET RADI SHALL BE 1/32	6. FINAL SURFACE ROUGHNESS AVG. (Ra) SHALL BE ≤ 250 MICROINCHES	THIRD ANGLE PROJECTION		WEIGHT	REV B
7. CRITICAL DIMENSION: 100% INSPECTION REQUIRED	8. A TRIANGLE DENOTES A REVISION	1433.59 LBS.		MATERIAL	N/A
9. INTERPRET DRAWING PER ASME Y14.5-2009					SHEET 1 OF 2

RELEASED FOR PRODUCTION

ITEM	QTY	P/N	DESCRIPTION
1	1	80-0607-1	ASSEMBLY, BASE TONG
2	1	101-0163	WELDMENT, LEG, RH
3	1	101-0162	WELDMENT, LEG, LH
4	1	10-0084	CARTRIDGE, RELIEF VALVE, 2001-2500 PSI
5	1	997-D8-160A	WELDMENT, LEG
6	1	DVA35-M	ASSEMBLY, DVA35 VALVE
7	1	1500-09-04A	WELDMENT, HOLDER, GAUGE
8	1	1500-09-03A	WELDMENT, GAUGE, TORQUE
9	2	02-9217	FITTING, 1-1/4", SPLIT FLANGE KIT
10	2	08-1625	CARTRIDGE, PILOT TO OPEN CHECK, LKHCXDN
11	1	1050-C-175	ASSEMBLY, SUPPORT, COUPLING
12	2	101-0116	MOUNT, VALVE, HYDRAULIC
13	8	101-3939	SHAFT, SUPPORT, ROLLER
14	8	02-0097	FITTING, GREASE, 1/4 NPT STRAIGHT
15	1	101-0023	PLATE, SUPPORT, HYDRAULIC
16	1	101-8945	ASSEMBLY, MOTOR & GEAR, RINEER 15-15 CID
17	1	1050-150	BASE, MOUNT, MOTOR
18	3	02-0981	PIN, HITCH 0.148 X 2.938
19	2	02-9216	FITTING, 1 1/4 MJIC, ELBOW
20	1	02-0006	FITTING, GREASE, 1/4 NPT, 45
21	1	101-0277	PLATE, SUPPORT, HYDRAULIC
22	2	02-9022	CHECK VALVE, 1/4 NPT
23	1	101-0727	MANIFOLD, HYDRAULIC, SAFETY DOOR
24	1	02-0245	GAUGE, PRESSURE, FLANGE
25	1	101-5588	TAG, RETURN
26	1	101-5589	TAG, INLET
27	2	02-E0199	CLAMP, PIPE, 1
28	2	02-E0186	CLAMP, PIPE, 1
29	1	02-E0187	CLAMP, PIPE, 1 1/4
30	1	02-E0204	WRAP, SPIRAL, OD 1.60" X ID 1.40"
31	4	09-1048	BOLT, HEX, 3/8-16, 1 1/4, GR 8, ZINC, FULLY THREADED
32	3	09-1184	1/2"-13 UNC - 4-1/2"
33	2	09-5806	NUT, HEX, 3/8-16, STEEL, GR 8, ZINC
34	1	09-9124	NUT, HEX, 1/2-13, STEEL, GR 8, ZINC
35	4	09-5806	NUT, HEX, 3/8-16, STEEL, GR 8, ZINC, DOUBLE CHAMFER
36	1	10-9001	#20 ORB PLUG WITH MACHINED #ORB PORT
37	2	09-5409	NUT, HEAVY HEX, 1 1/4-7, 1 7/32, STEEL, GR 2, ZINC
38	2	09-0021	PIN, DOWEL, 3/8, 1 1/4, STEEL
39	1	1483-500-00-07	BRACKET, MOUNTING, GAUGE
40	2	09-0222	BOLT, HEAVY HEX, 1 1/4-7, 8, STEEL, GR 8, ZINC
41	1	101-6861	WELDMENT, VALVE GUARD
42	1	101-6860	WELDMENT, VALVE GUARD
43	12	09-5106	WASHER, SPRING LOCK, REGULAR, 3/8, 17/25, 0.035-0.125, STEEL, GR 8, ZINC
44	4	09-5006	WASHER, PLAIN, FLAT, WIDE, 3/8, 1, 0.035-0.125, STEEL, ZINC
45	4	09-5110	1/2"
46	5	09-5120	Washer, Type A, Flat, Narrow, Preferred, 1, 2, 0.035-0.125, STEEL, ZINC
47	4	09-1557	BOLT, HEX, 3/8-16, 1 3/4, STEEL, GR 8, ZINC, FULLY THREADED
48	6	02-0471	1-1/8"
49	2	09-0234	SCREW, SOCKET CAP, SOCKET, 1/2-13, 2, STEEL, GR 8, ZINC
50	1	09-0317	SCREW, SOCKET CAP, SOCKET, 1/2-13, 7/8, STEEL, GR 8, ZINC
51	1	09-2166	SCREW, SOCKET CAP, SOCKET, 1/2-13, 1, STEEL, GR 8, ZINC
52	4	09-2170	SCREW, SOCKET CAP, SOCKET, 1/2-13, 1 1/2, STEEL, GR 8, ZINC
53	6	09-1046	3/8"-16 UNC - 1"
54	4	09-5124	3/8"
55	8	09-9167	NUT, NYLOCK, 1-14 UNS, SLIM



DESCRIPTION		
ASSEMBLY, TONG, 8625-25K, TO		
SIZE	PART NO.	REV
B	80-0609-15	B
MATERIAL		SHEET 2 OF 2
N/A		